


## Power Amplifier Support Components

### EVALUATION KIT

EK19 is an easy to use engineering platform for prototype evaluation. It accommodates only the straight pin version of the amplifier. The PC board is also a good starting point for an application specific layout. Provided items include: PC board, heatsink rated at 5.3°C/W, socket, thermal washers, ceramic bypass capacitors and transient voltage suppressors. The amplifier is sold separately. Common hardware such as screws, nuts and user's preference for I/O connectors are not provided.

### HEATSINKS

The following heatsinks are mechanically compatible with this amplifier. Thermal ratings are for optimum mounting in free air.



#### HS20 1.3°C/W

The HS20 is designed to be fastened vertically to a PC board with screws.



#### HS27 5.3°C/W


The HS27 is designed to be fastened vertically to a PC board by soldering.

Many other heatsinks can be used with this amplifier if a

hole is drilled and deburred. Requirements for the potential heatsink or chassis member are flatness of 2 mils per inch in an area large enough to fit the package.

### SOCKET


#### MS06



Part number MS06 consists of 2 socket strips. These are mounted directly in a print circuit board. Use a spacer between the PCB and the heatsink to avoid short circuits.

### THERMAL WASHER

#### TW13



### NOTES:

1. Base material is Kapton MT, 0.002" thick. Do not allow the washer to touch pins of the amplifier.
2. For optimum thermal transfer, avoid abrasive handling of washers which can damage their 0.5mil thick layer of thermal compound with which each side is coated.
3. The dry thermal compound will flow filling header to heatsink voids as soon as the material reached 60°C.
4. Do not store unused thermal washers above 40°C.
5. A new washer must be used for each mounting.
6. Part number TW13 consists of a package of 10 washers.
7. Thermal resistance is 0.2°C/W.