


## Power Amplifier Support Components

### HEATSINKS

The following heatsinks are mechanically compatible with this amplifier. Thermal ratings are for optimum mounting in free air.



**HS06** 0.96°C/W




**HS11** 0.68°C/W

With liquid cooling the HS11 thermal rating can be reduced to 0.1°C/W.



**HS18** 1°C/W


### CAGE JACKS



### MS06

Part number MS06 consists of 2 socket strips. These are mounted directly in a print circuit board. Use a spacer between the PCB and the heatsink to avoid short circuits.

### THERMAL WASHER



### TW05

#### NOTES:

1. Base material is aluminum, 0.002" thick. Do not allow the washer to touch pins of the amplifier.
2. For optimum thermal transfer, avoid abrasive handling of washers which can damage their 0.5mil thick layer of thermal compound with which each side is coated.
3. The dry thermal compound will flow filling header to heatsink voids as soon as the material reached 60°C.
4. Do not store unused thermal washers above 40°C.
5. A new washer must be used for each mounting.
6. Part number TW05 consists of a package of 10 washers.
7. Thermal resistance is 0.05°C/W.