


Power Amplifier Support Components

EVALUATION KIT

EK42 is an easy to use PC board for breadboarding of circuits using the PA15. Mounting holes are provided and the provision for standard banana jacks simplifies connection and testing. The amplifier may be mounted horizontally or vertically. Components are labeled on both sides of the board for ease in probing. Amplifiers and heatsinks are sold separately.


HEATSINKS

The following heatsinks are mechanically compatible with this amplifier. Thermal ratings are for optimum mounting in free air.



HS20 1.3°C/W

The HS20 is designed to be fastened vertically to a PC board with screws.




HS27 5.3°C/W

The HS27 is designed to be fastened vertically to a PC board by soldering.

Many other heatsinks can be used with this amplifier if a hole is drilled and deburred. Requirements for the potential heatsink or chassis member are flatness of 2 mils per inch in an area large enough to fit the package.


SOCKET



MS06

Part number MS06 consists of two strips of 20 connectors on 0.1" centers. The strip can easily be cut to desired length.

THERMAL WASHER



TW13

NOTES:

1. Base material is aluminum, 0.002" thick. Do not allow the washer to touch pins of the amplifier.
2. For optimum thermal transfer, avoid abrasive handling of washers which can damage their 0.5mil thick layer of thermal compound with which each side is coated.
3. The dry thermal compound will flow filling header to heatsink voids as soon as the material reached 60°C.
4. Do not store unused thermal washers above 40°C.
5. A new washer must be used for each mounting.
6. Part number TW13 consists of a package of 10 washers.
7. Thermal resistance is 0.2°C/W.