

4

3

2

1

D

D

C

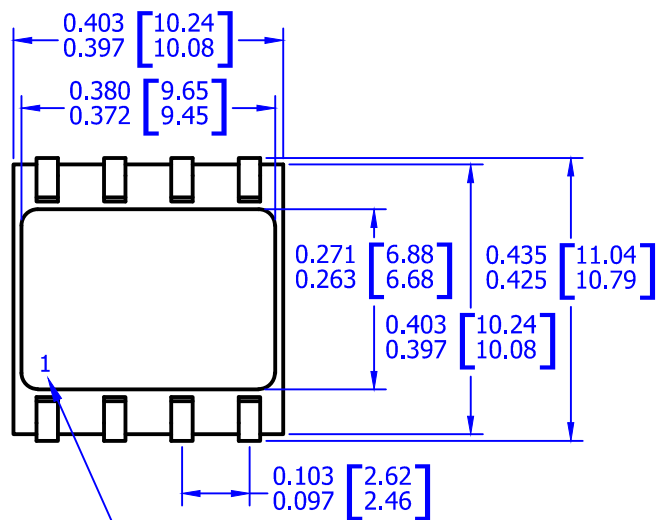
C

B

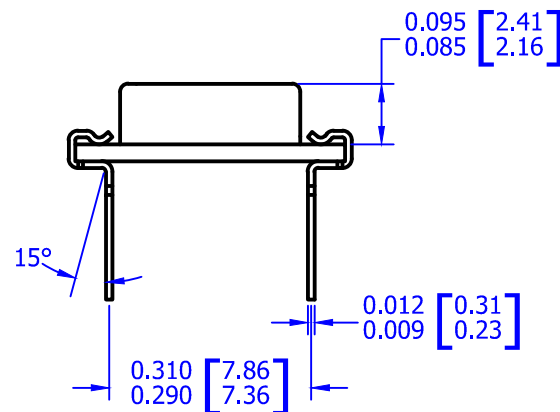
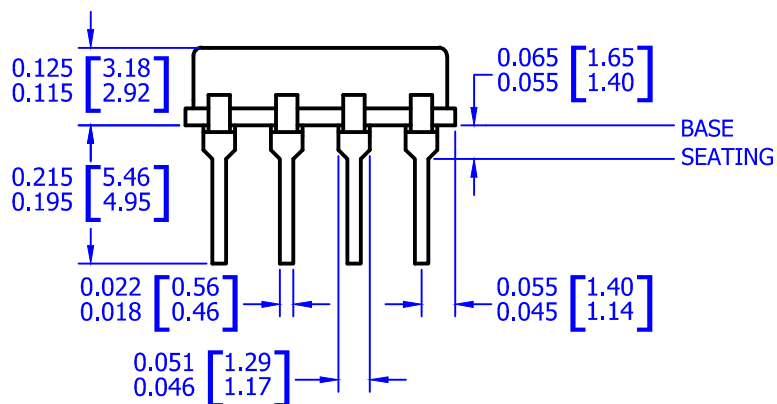
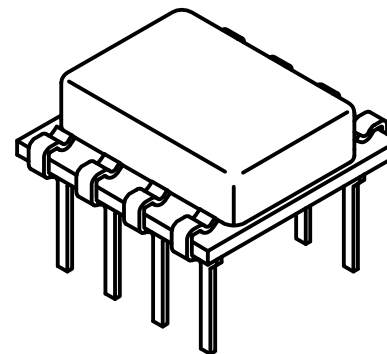
B

A

A



PIN 1 INDICATOR

**NOTES:**

1. Dimensions are inches & [millimeters].
2. Bracketed alternate units are for reference only.
3. Pins: Phosphor bronze, Sn/Ag 96/4 solder dipped.
4. Material: Alumina Ceramic substrate and cover.
5. Package weight: 0.028 oz. [0.785 g].
6. Epoxy sealed, non-hermetic package.

TOLERANCES - UNLESS OTHERWISE SPECIFIED
 .XX = ±.01 [.254]
 .XXX = ±.005 [.127]
 ANG. = ±5°



TITLE: 8-pin DIP
 SUBJECT: PACKAGE OUTLINE
 ENGINEER: K.GREG DRAWN BY: J.FAY DCA: 16380 SH: 1 OF 1

MODEL: KD
 FILENAME: KD REV: D DATE: 22SEP16

4

3

2

1