

4

3

2

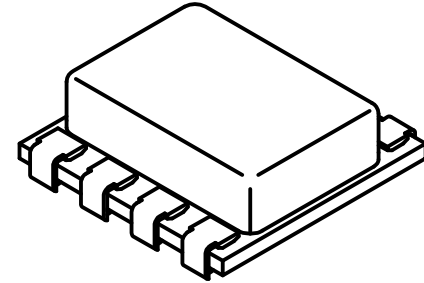
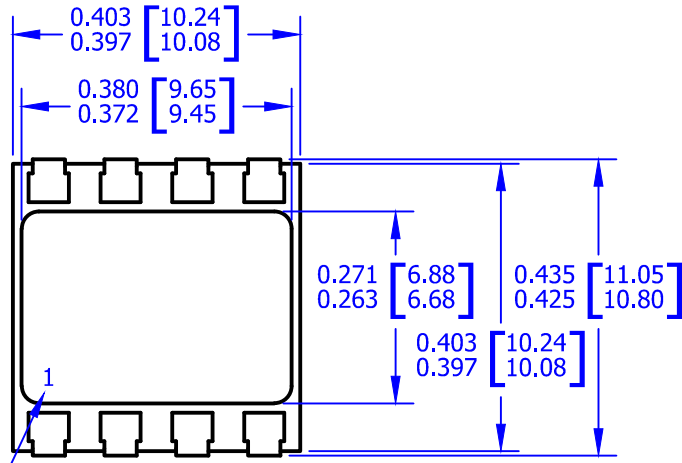
1

D

D

C

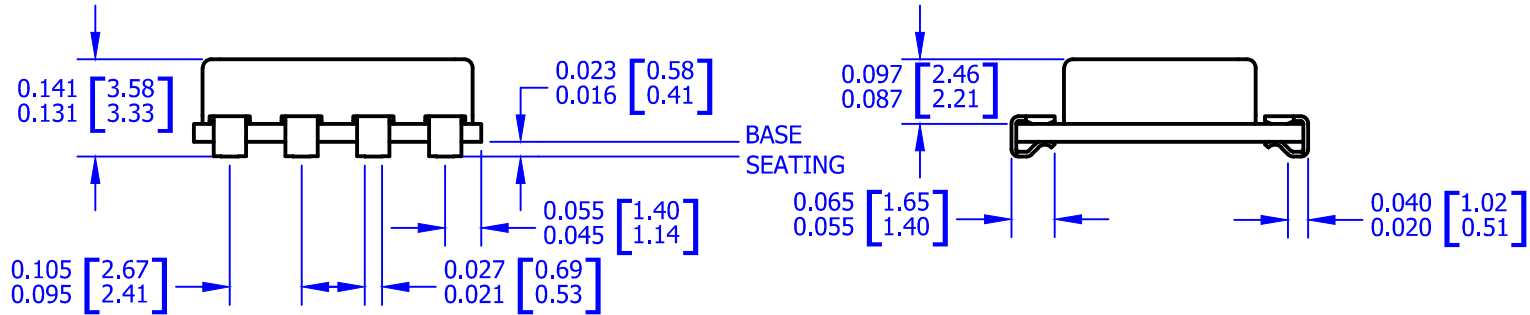
C



PIN 1 INDICATOR

B

B



**NOTES:**

1. Dimensions are inches & [millimeters].
2. Bracketed alternate units are for reference only.
3. Pins: Nickel Iron, Tin over Nickel plated.
4. Material: Alumina Ceramic substrate and cover.
5. Package weight: 0.026 oz. [0.736 g].
6. Epoxy sealed, non-hermetic package.

A

A

4

3

2

1

TOLERANCES - UNLESS OTHERWISE SPECIFIED	
.XX = ±.01 [.254]	
.XXX = ±.005 [.127]	
ANG. = ±5°	



TITLE: 8-pin DIP, NARROW SMT		MODEL:	
SUBJECT: PACKAGE OUTLINE			
ENGINEER: K.GREG	DRAWN BY: J.FAY	DCA: 16380	SH. 1 OF 1

GF		FILENAME: GF	REV: D	DATE: 22SEP16