

4

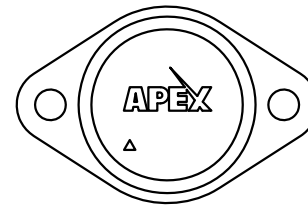
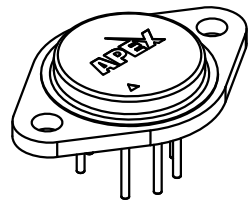
3

2

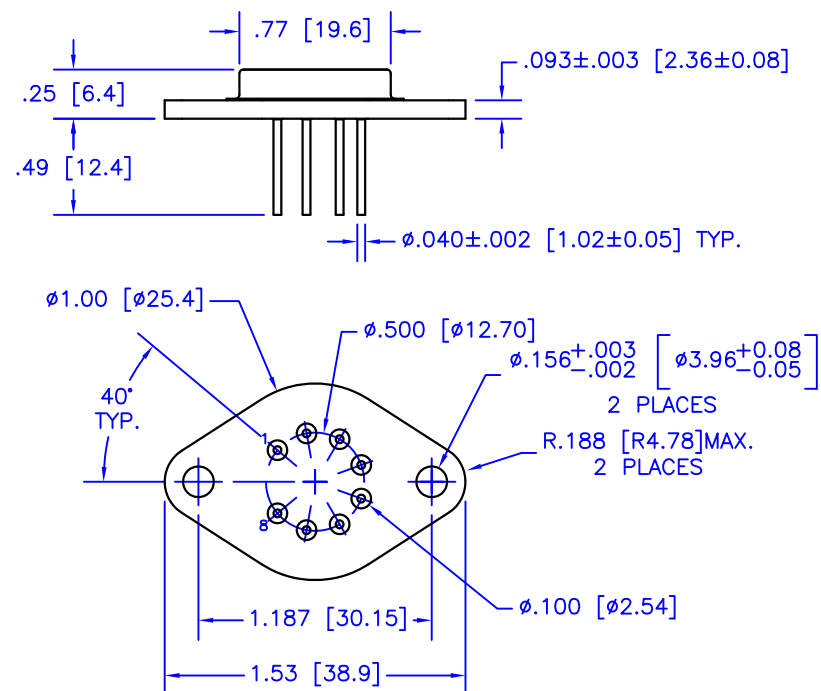
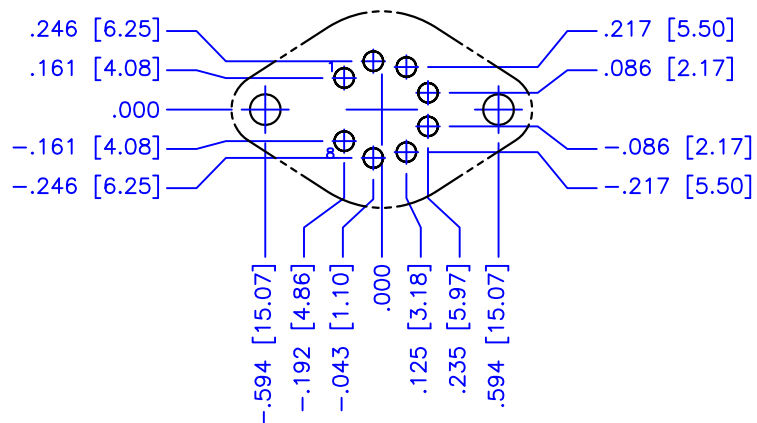
1

D

D



### Ordinate dimensions for CAD layout



C

C

B

B

### NOTES:

- Dimensions are inches & [mm].
- Triangle printed on lid denotes pin 1.
- Header flatness within pin circle is .0005" TIR, max.
- Header flatness between mounting holes is .0015" TIR, max.
- Standard pin material: Solderable nickel-plated Alloy 52.
- Header material: Nickel-plated cold-rolled steel.
- Welded hermetic package seal
- Isolation: 500 VDC any pin to case.
- Package weight: .53 oz [15 g]

A

A

TOLERANCES - UNLESS OTHERWISE SPECIFIED

.XX = ±.01 [254]

.XXX = ±.005 [127]

ANG. = ±5°



TITLE:

8-pin TO-3

MODEL:

CE

SUBJECT:

PACKAGE OUTLINE

ENGINEER:

D-M R.MOR

DCA:

13225

SHL:

1

OF

1

FILENAME:

CE

REV:

E

DATE:

29MAY13

4

3

2

1