

4

3

2

1

D

D

C

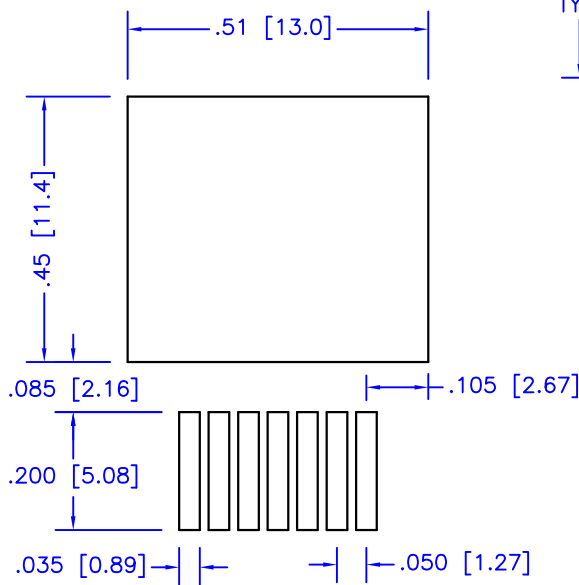
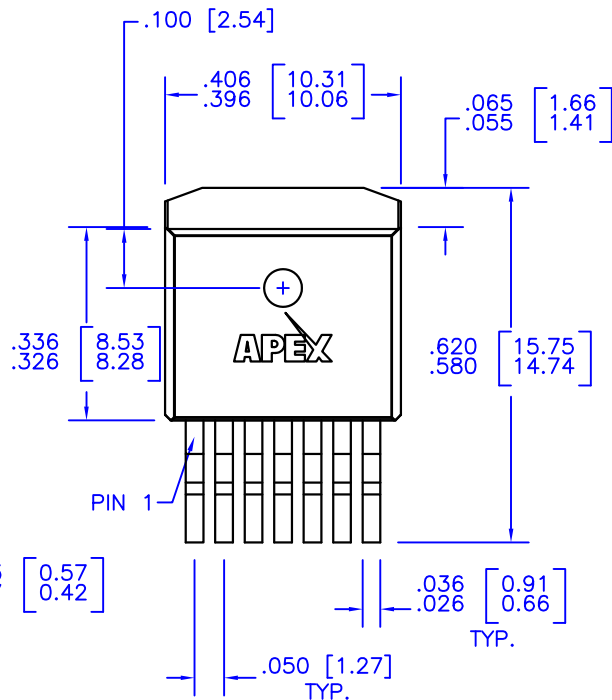
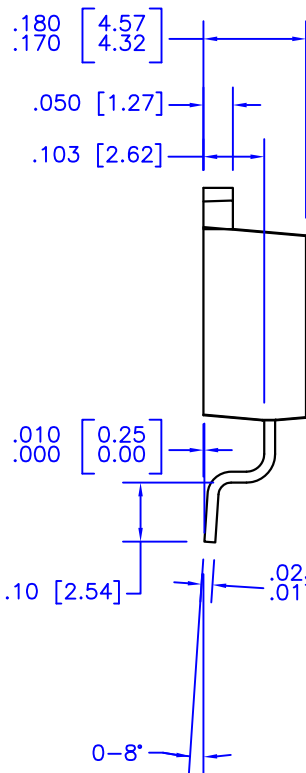
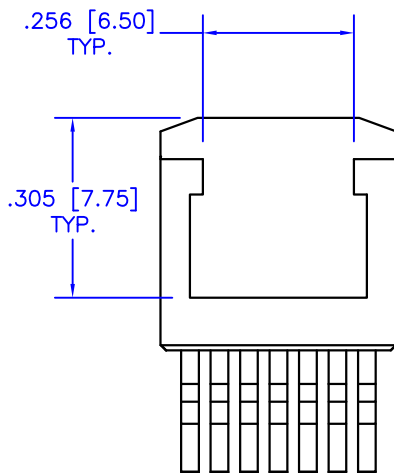
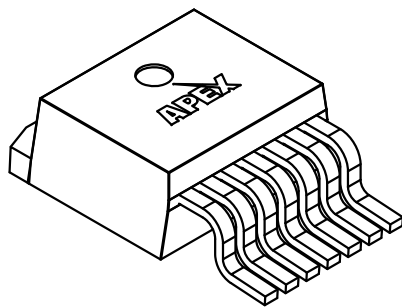
C

B

B

A

A



### Surface Mount Layout

#### NOTES:

1. Dimensions are in inches & [mm].
2. Mold compound: MPC8000CH epoxy
3. Pins & Heat Slug: HCL-12S Cu alloy, 100% MATTE Sn FINISH
4. Package weight: .051 oz. [1.46 g]
5. Suggested surface mount layout for reference only.

TOLERANCES - UNLESS OTHERWISE SPECIFIED	
.XX = ±.01 [ .254]	
.XXX = ±.005 [ .127]	
ANG. = ±5°	



TITLE: 7-pin DDPACK, SMT		MODEL:	
SUBJECT: PACKAGE OUTLINE		CC	
ENGINEER: DAG	DRAWN BY: R.MOR	DCA: 13225	SHL 1 OF 1

FILENAME: CC	REV: D	DATE: 29MAY13
--------------	--------	---------------

4

3

2

1