

4

3

2

1

D

D

C

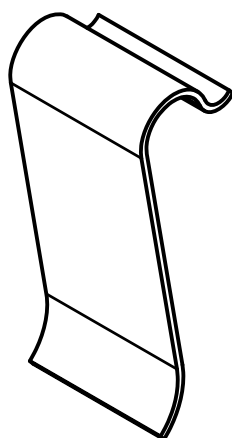
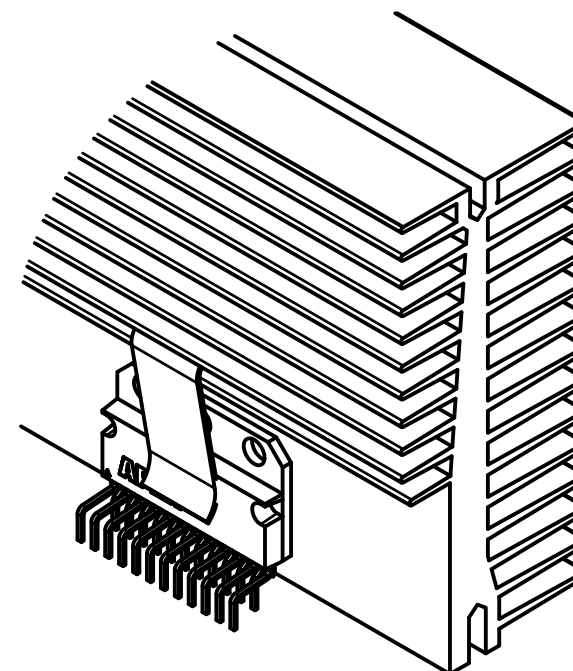

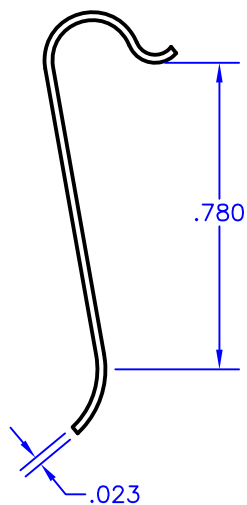
C

B

B

A

A



NOTES:

1. Unless otherwise noted, dimensions are in inches.
2. Break all sharp edges, de-burr and remove loose chips.
3. Aavid Thermalloy part number MAX10.
4. Used with HS32 heatsink.

TOLERANCES - UNLESS OTHERWISE SPECIFIED
 .XX = ±.01 [.254]
 .XXX = ±.005 [.127]
 ANG. = ±5°



TITLE: **SIP CLAMP**
 SUBJECT: **MECHANICAL DRAWING**
 ENGINEER: **KNG** DRAWN BY: **R.MOR** DCAL: **13239** SH. **1** OF **1**

MODEL: **CLAMP05**
 FILENAME: **CLAMP05** REV: **C** DATE: **03JUN13**

4

3

2

1